

**Role Play**– In Early Years children learn to engage in role play to support their social interactions and communication.

# Knowledge Map

## Fun at the Seaside


EYFS Pentecost 2 2025

## Role Play Areas

Seaside shop and ice cream parlour.

## Understanding the World

We will be exploring the seaside in the past and present, looking at similarities and differences and drawing on their own experiences.



We will also be exploring the differences between land and water. The children will have the opportunity to use and create their own maps. We will explain some similarities and difference between life in this country and other countries.



## Online learning

### Oxford Owls



Log in to access e-books and phonics activities.



### RWI Videos

Please can you support your child in watching the weekly RWI videos. These are being sent via Parentmail.



### Prayer to learn:

Lord, open our hearts to see you in each person we encounter. Help us to build bridges of friendship across differences, so that peace can flourish.

Fill us with courage and hope as we journey with you into the next phase of our lives.

Amen.



### Diary dates:

12.6.26 St Francis RKMO Assembly

19.06.25 St Kizito RMWN Assembly

26.06.25 Trip to Woodside Animal Farm

18.07.25 Last day at school!

**PE KIT:** Maroon Shorts/white t-shirt  
OR dark, plain tracksuit.

**PE day:** Tuesday

**Library day:** Every other Friday

### Music

### Topic

### Reflect, Rewind and Replay

The children will be focussing on classical music this half term. They will listen to...

William Tell Overture by Rossini

Flight of the Bumble Bee by Rimsky Korsakov

## Expressive Arts and Design

### Take One Picture


Focus painting: Canaletto, 'A Regatta on the Grand Canal'

The children will be studying the painting and making creations through child led ideas.



## RE

We will be learning about St Peter and St Paul being friends of Jesus. The children will also be learning that we are all invited to be a friend of Jesus. Please use the QR code to sing the song 'Jesus is my best friend.'




### RSE– Looking after others and friendships

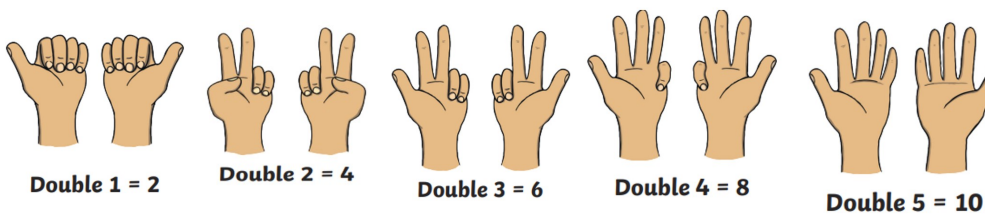
We will be thinking about how we show care for others and what makes a good friend.




# Maths- Number bonds to 10



We will be consolidating doubling numbers. When you double numbers, you can show the same number on each hand.



We will be learning about 3 dimensional shapes. Listen to the song to help you.



We will be exploring heavy and light using everyday objects. Can you make the scales balance?

We are learning different ways of making 10 using the ten frames.

Watch me!



## RWI

We are learning to blend our Set 1 sounds to hear and read words.

Practice reading and spelling these words using 'Special Friends, red Talk, Read the Word: ship, quiz, king, sink, think, moth, chop,

**Tricky words'** can not be sounded out. Learn to read and spell these tricky words : **I the to go no he she we put**


Watch me!





## Literacy

Here are the stories we will be exploring this half term:



Billy's Bucket, How to be a Viking and Tiddler




Watch me!



Watch me!



Watch me!



### Billy's Bucket

Billy's Bucket follows a young boy named Billy who receives a bucket for his birthday. He fills it with water and imagines it's the ocean, with all sorts of amazing sea creatures inside. Disbelieving parents eventually borrow the bucket to clean the car, and are surprised by the unexpected contents, showcasing the power of imagination.

### How to be a Viking

"How to be a Viking" is a picture book about a young Viking named Hiccup who is afraid of everything, especially the sea. Hiccup's first ocean voyage reveals that even brave Vikings can have fears, and Hiccup's bravery is tested when a storm threatens his tribe's journey home.

### Tiddler

Although he looks small and ordinary, Tiddler is a fish who loves to tell tall tales. In school, he entertains his incredulous classmates with stories of diving with dolphins and meeting mermaids.

Learn to write these letters using the correct formation:

sh th ch qu ng nk ck

Scan the code to find out more about supporting phonics at home.

